



Electronic Consular Report of Birth Abroad (eCRBA) Customer Application Instructions

Table of Contents

1	Overview
1	Document Purpose
2	Step 1: Create an Account or Sign in to Your MyTravelGov Account
7	Step 2: Create an eCRBA Application
12	Step 3: Make Your Payment Online
14	Step 4: Schedule your In-Person Interview Online

Overview

What is eCRBA?

eCRBA allows eligible U.S. citizen parents to complete an online CRBA application, upload all required documents, and submit payment prior to the in-person interview. Eligible candidates include those that can answer “yes” to ALL the below questions:

- Was the child born abroad (outside the U.S. and its outlying possessions)?
- Is the child under the age of 18?
- Was at least one parent a U.S. citizen or U.S. non-citizen national when the child was born?
- Are you a biological parent of a child born abroad who is applying for that child?
- Can you pay online via pay.gov using a credit card or bank account?

If you answer “no” to any of the above questions, you can request a CRBA using the form DS-2029. Visit our [webpage](#) for more information.

Document Purpose

This document will show step-by-step instructions on how to create, submit, and pay for a CRBA online using the new eCRBA system. If you are not able to complete an eCRBA, you may still complete a paper application and submit to the [U.S. Embassy Santiago](#). Please visit our [website](#) for more information on how to complete an in-person CRBA application.



Step 1: Create an Account or Sign in to Your MyTravelGov Account

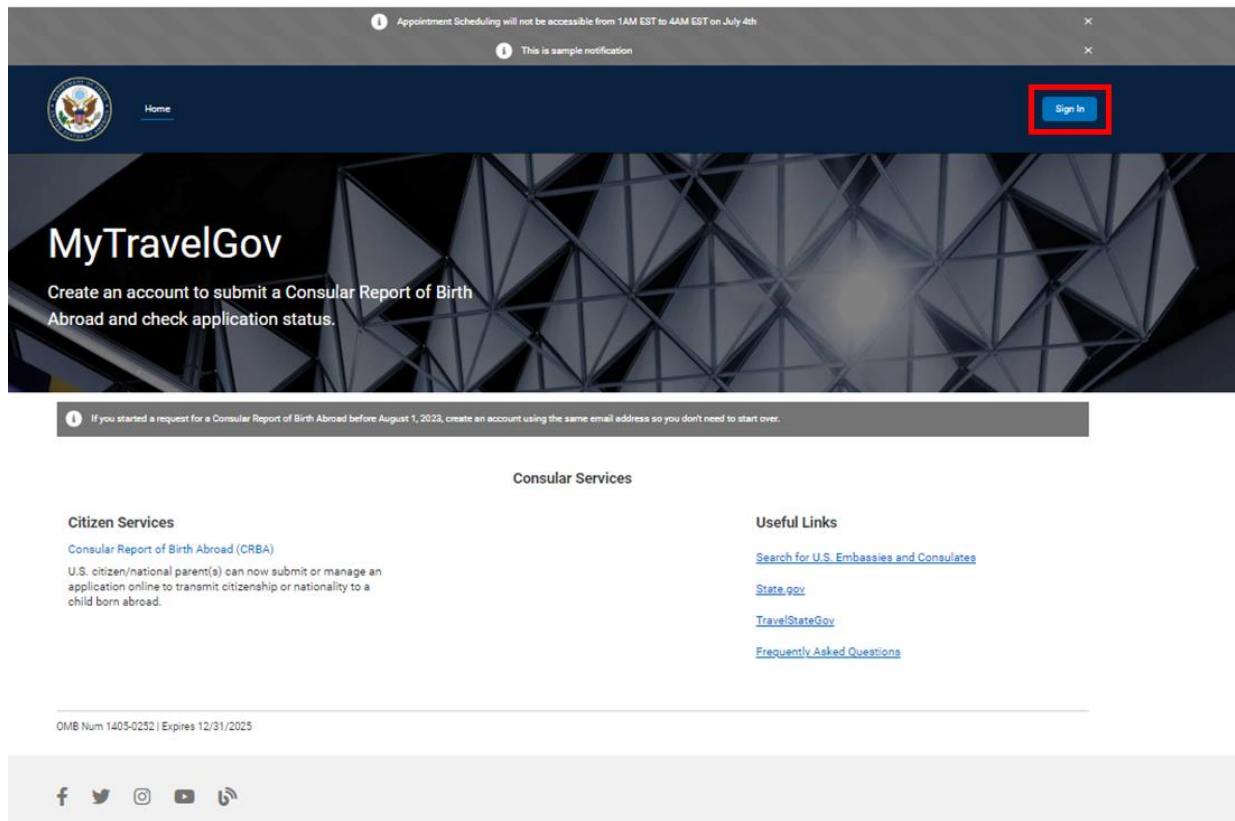
In order to apply for a CRBA you will start by registering for, or signing in, to your MyTravelGov account.

Note: Customers will need to create a MyTravelGov account to start a new eCRBA application, access an existing application, or to finish an in-progress application. Upon navigating to MyTravelGov, customers will be prompted to create a Login.gov account. If you have an existing Login.gov account, please login with your existing credentials. If you do not have a Login.gov account, please see the steps below to create an account.

Important Notice: If you had an existing MyTravelGov account and started or completed an eCRBA application prior to the integration of Login.gov with the MyTravelGov portal, you will need to create a Login.gov account using the **same email address** as your previous MyTravelGov account to access or view an existing application.

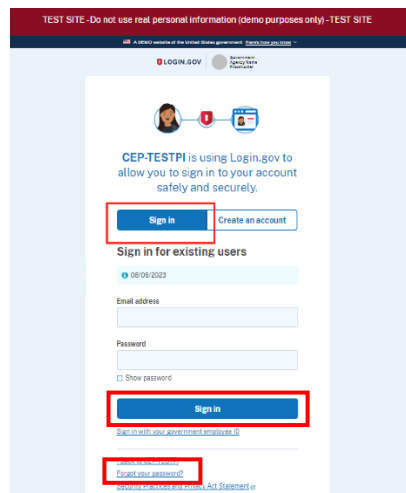
Once an account is made, you can create and complete the eCRBA application.

1a. Visit the [MyTravelGov](#) sign in page and click the [Sign In](#) button.





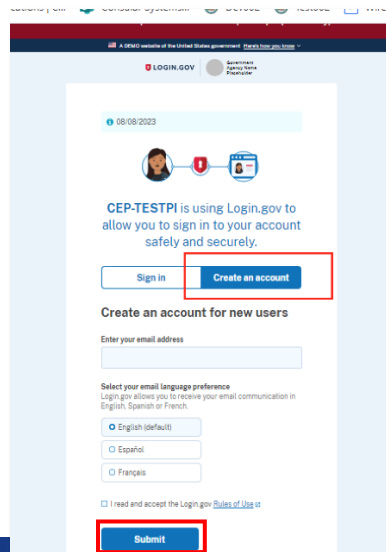
1b. If you have an existing Login.gov account, using the **same email** as your previous MyTravelGov account, select Sign In.



1c. Enter your email and password and select Sign in again. If you have forgotten your password, select Forgot Password underneath the Sign In button to reset your password.

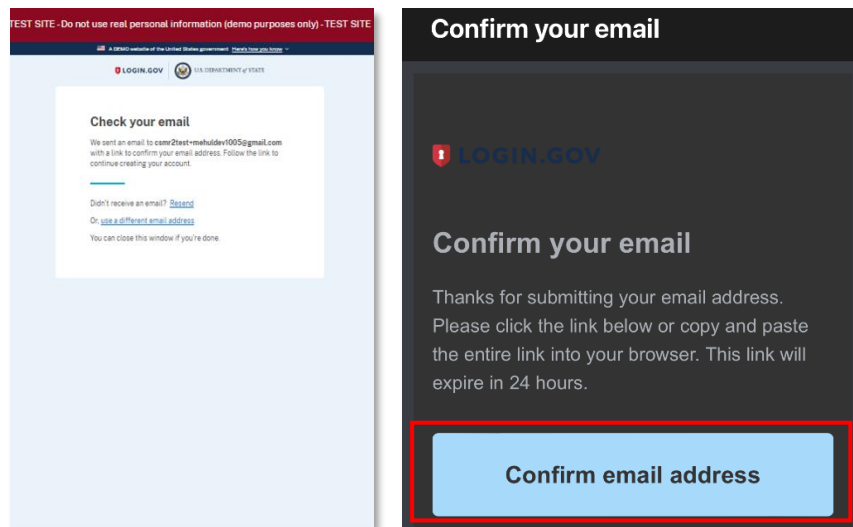
1d. Create an Account: If you do not have a Login.gov account select Create an account. Select your language and read the Rules of Use policy, then check the “I read and accept the Login.gov Ruse of Use” checkbox and select Submit.

*Note: If you have an existing eCRBA application, you must use the **same email address** used for your eCRBA account to view your existing application(s).*

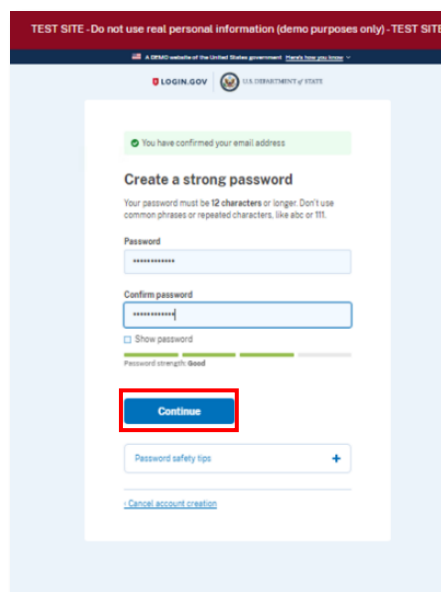




1e. Go to the email inbox you entered and open the “Confirm your email” message from Login.gov. Select the Confirm email address button.

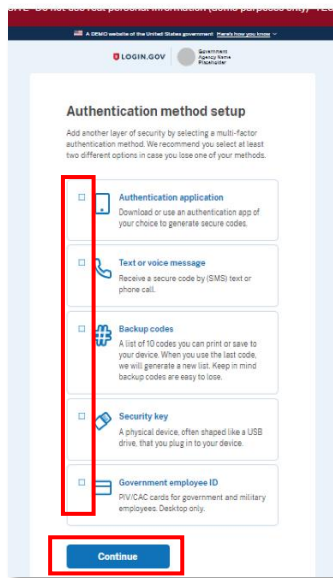


1g. Create a strong password and select Continue.

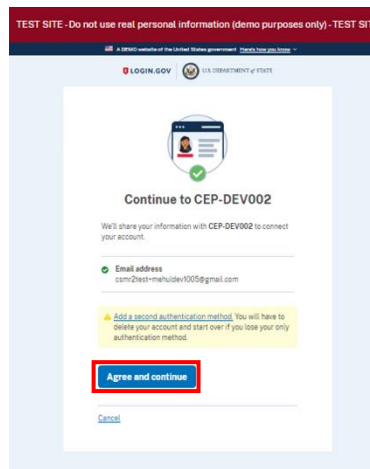




1h. You will be asked to set up two authentication methods. Select your preferred method and follow the directions for setup. You may skip the second method.

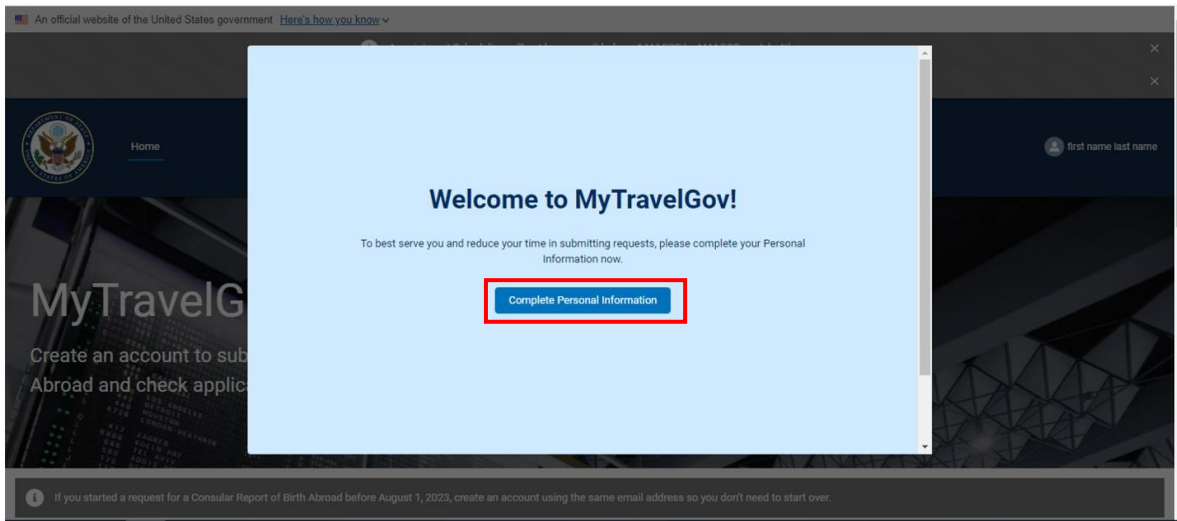


1i. Click on Agree and continue.

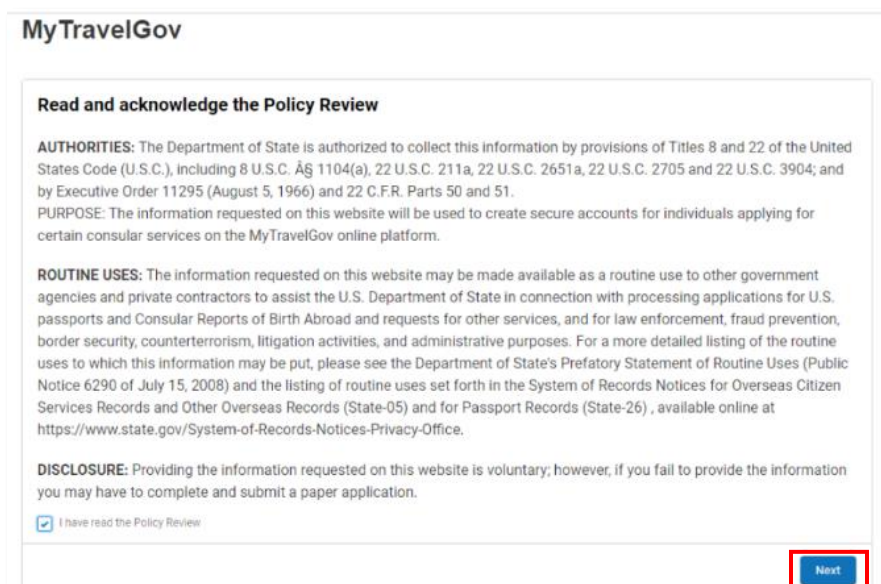




1j. You will be rerouted to the MyTravelGov homepage, where you will see a welcome message pop up. Select the Complete Personal Information button.



1k. Read the policy and click the I have read the Policy Review checkbox. Then select Next.





1l. Complete the user profile and select Save.

The screenshot shows a user profile form with the following sections:

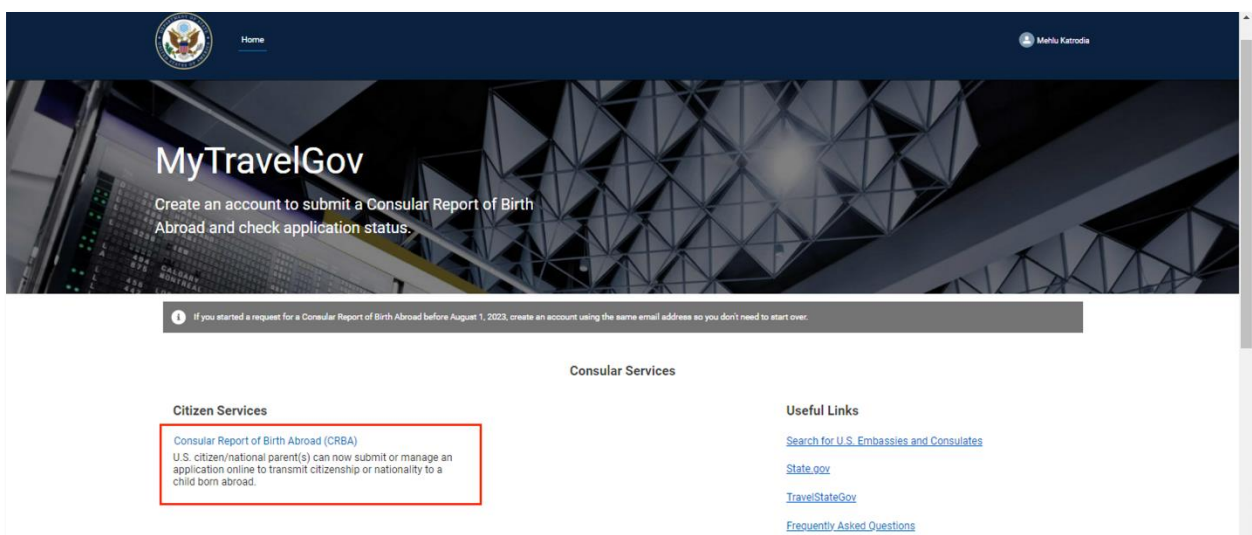
- Basic Details:** Fields for First Name, Middle Name, and Last Name.
- Current Address:** Fields for Address, City, State / Province / District, Zip / Postal Code, and Country (a dropdown menu).
- Contact Information:** Field for Email.

A red box highlights the **Save** button at the bottom right of the form.

1m. The next screen will reroute you back to the MyTravelGov homepage, where you can start your eCRBA application.

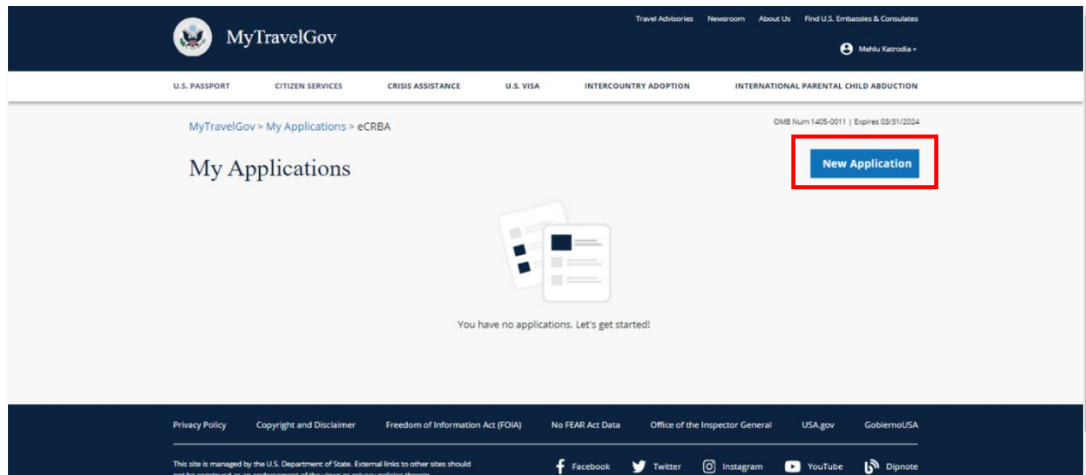
Step 2: Create an eCRBA Application

2a. On the MyTravelGov homepage click Consular Report of Birth Abroad (CRBA).





2b. If this is your first application, select New Application. If you have an existing application(s), they will show up on this page. Find the application you are looking for and continue where you left off.



2c. Fill out the Consular Report of Birth Abroad Eligibility questions on the next screen and select Next. *Note: If you cannot answer Yes to all the eligibility questions, contact your [local embassy or U.S. consulate](#).*





2d. If you are eligible to complete an eCRBA, you will receive the How It Works screen. Select Let's Get Started to continue.

How It Works

Good news! You're eligible to request a CRBA online. Here's how it works:

Step 1: Complete the CRBA application	Step 2: Attend your in-person interview
Usually about 15-30 minutes	Usually about 1-2 hours
<ul style="list-style-type: none">Gather your important documents and upload copies as you go to save time later.Save your progress and return any time.Submit \$100 application fee then schedule your in-person interview with your local embassy or consulate.	<ul style="list-style-type: none">Attend your scheduled in-person interview.Bring your original documents to your interview.If approved, arrange to pick up your CRBA or have it mailed to you by providing a pre-paid envelope. Find your local embassy or consulate's address with our post locator.

Let's Get Started >

2e. Read the policy and click the I have read the Policy Review checkbox. Then select Next.

MyTravelGov

U.S. PASSPORT CITIZEN SERVICES CRISIS ASSISTANCE U.S. VISA INTERCOUNTRY ADOPTION INTERNATIONAL PARENTAL CHILD ABDUCTION

MyTravelGov > My Applications > eCRBA

OMB Num 1405-0011 | Expires 03/31/2024

Policy Review

Abroad and to properly administer and enforce the laws pertaining thereto. The information may also be used in connection with issuing other evidence of citizenship, and in furtherance of the Secretary's responsibility for the protection of U.S. nationals abroad.

ROUTINE USES: The information solicited on this form may be made available as a routine use to other government agencies, to assist the U.S. Department of State in adjudicating passport applications and requests for related services, and for law enforcement and administrative purposes. It may also be disclosed pursuant to court order. The information may be made available to foreign government agencies to fulfill passport control and immigration duties. The information may also be provided to foreign government agencies, international organizations and, in limited cases, private persons and organizations to investigate, prosecute, or otherwise address possible violations of law or to further the Secretary's responsibility for the protection of U.S. nationals abroad. The information may be made available to private U.S. citizen "wardens" designated by the U.S. embassies and consulates. More information on the Routine Uses for the form can be found in the System of Records Notice, Public Notice 9703 for September 8, 2016. The title of this notice is Overseas Citizens Services Records. It may also be disclosed pursuant to court order. The information may be made available to foreign government agencies to fulfill passport control and immigration duties.

DISCLOSURE: Providing the information requested on this form is voluntary. Failure to provide the information requested on this form may result in the denial of a Consular Report of Birth Abroad, related document or service to the individual seeking such report, document or service.

Paperwork Reduction Act Statement

Public reporting burden for this collection of information is estimated to average 20 minutes per response, including time required for searching existing data sources, gathering the necessary documentation, providing the information and/or documents required, and reviewing the final collection. You do not have to supply this information unless this collection displays a currently valid OMB control number. If you have comments on the accuracy of this burden estimate and/or recommendations for reducing it, please send them to: CA/OCS/PMO, SA-17 9th Floor, U.S. Department of State, Washington, D.C. 20522-1709.

Computer Fraud and Abuse Act Statement

Unauthorized attempts to upload information and/or change information on this web site is strictly prohibited and is subject to prosecution under the Computer Fraud and Abuse Act of 1996 and Title 18 USC Sec. 1001 and 1030.

I have read the Privacy Act Statement, Paperwork Reduction Act Statement, and Computer Fraud and Abuse Act Statement.

< Back Next >



2f. Begin filling out the online application. On the left side of the screen, you will see the steps of the application process. As you proceed through the steps, you will be able to navigate around the application and see your progress. You may go back to previous sections, attach files, and edit as needed.

OMB Num 1405-0011 | Expires 03/31/2024

MyTravelGov > My Applications > eCRBA

Save and Exit

CRBA Application Progress

- Child Information
- Place of Birth
- Child Identity
- Parent Information
- Marriage Information
- Residence History
- Contact Information
- Review and Pay

Child Information

Let's start by telling us where your child was born.

Place of Birth

Enter the information exactly as it appears on the child's birth certificate.

* Country
Select a country

* City
State/Province
Select a state/province

Next >

2g. Once all information has been input, the application will give you a chance to review before you pay. The eCRBA application will ask you to upload all required documents, all of which need to be presented on the day of the in-person interview where a consular officer will verify the documents. The required documents must be originals or certified copies and may include but are not limited to:

- Evidence of birth (typically, the original local birth certificate for the child)
- Proof of U.S. nationality for the transmitting parent(s) (typically, a U.S. passport or birth certificate)
- Parents' IDs
- Documentary evidence of parents' marriage(s) (may include marriage, divorce, or death certificate)
- Financials Support and/or Legal Relationship (for children born out-of-wedlock or court ordered support)
- A scanned and notarized Form DS-5507 (for children born out-of-wedlock)
- Proof of U.S. presence (e.g. bank, employment, school or tax records, rent receipts, etc.)



MyTravelGov

U.S. PASSPORT CITIZEN SERVICES CRISIS ASSISTANCE U.S. VISA INTRACOUNTRY ADOPTION INTERNATIONAL PARENTAL CHILD ABDUCTION

MyTravelGov > My Applications > eCRBA

Review Application

Just take one last look at everything and make sure it's correct. Uploading all your documents now will save you time later. Remember, you'll have to bring all your original documents to the interview.

We noticed you haven't attached any documents. Although the in-person interview requires you to show original documents, uploading them now can save you time later.

Child Information

Julia Trainer Edit
Female | DOB: 09/13/2020 | Birth Location: Frankfurt, Germany
Attachments Add

Drag and drop or [browse](#) to upload.

Parent Information

Anna Trainer Edit
Female | DOB: 01/20/1985 | Birth Location: Tempe, Arizona, United States
Home Address
Am Bubacher Weg 18, Frankfurt Am Main 93133 DEU
Citizenship Status
U.S. Citizen
Attachments Add

2h. Once you have reviewed, select the I certify the above statements checkbox then select Next.

Acknowledgements

- I have reviewed the above information and it is accurate to the best of my knowledge.
- I am one of the biological parents of the child applying for the CRBA.
- I understand that this application will not be approved nor denied until the application fee is paid, the in-person interview occurs, and the Consular Officer reviews the application.

I certify the above statements.

[< Back](#) [Next >](#) [Save and Exit](#)



Step 3: Make Your Payment Online

3a. The final step of the application is the Payment section, where you can pay for your CRBA online via the U.S government’s official payment site Pay.gov using a credit card or bank account. On the Payment screen you will see your Total Due. Select Pay

Note: The fee for a CRBA service is \$100 per CRBA application.

Payment

Clicking Pay will redirect you to Pay.gov to make a secure payment. Once your payment has been processed, you'll be able to schedule your in-person interview. The fee is non-refundable and is only valid for appointments at your local consulate or embassy.

Summary

eCRBA Application Fee	\$100
-----------------------	-------

Quantity: 1

Total Due: \$100

[Back](#) [Pay](#)

3b. Select your method of payment, then select Continue.

[Cancel](#)

Overseas American Citizen Services Fees

Payment Information
Payment Amount \$100.00

I want to pay with my

Bank account (ACH)

Debit or credit card

[Continue](#) [Cancel](#)



3c. Enter the required personal and bank account or card information, then select Continue.

Overseas American Citizen Services Fees

Please provide the payment information below. Required fields are marked with an *

Agency Tracking ID
45771341

Payment Amount
\$100.00

* Cardholder Name
Anna Trainer

* Cardholder Billing Address
Am Bubacher weg 18

Billing Address 2

City
Frankfurt

* Country
Germany

State/Province

ZIP/Postal Code

* Card Number

City
Frankfurt

* Country
Germany

State/Province

ZIP/Postal Code

* Card Number
4111111111111111

Expiration Date
11 2026

Security Code

[What's this?](#)

Continue Previous Cancel

WARNING: WARNING: WARNING
You have accessed a United States Government computer. Unauthorized use of this computer is a violation of federal law and may subject you to criminal and civil sanctions.
Note: This system may contain Sensitive But Unclassified (SBU) data that requires specific data privacy handling.

3d. Review your payment information, then select the I authorize a charge to my card account for the above amount in accordance with my card issuer agreement checkbox, then select Continue.

Overseas American Citizen Services Fees

Please review the payment information. Required fields are marked with an *

Agency Tracking ID
45771341

Payment Amount
\$100.00

Payment Method
Plastic Card

Cardholder Name
Anna Trainer

Card Type
VISA

Card Number
*****1111

Cardholder Billing Address
Am Bubacher weg 18

Billing Address 2

City
Frankfurt

Country
Germany

State/Province

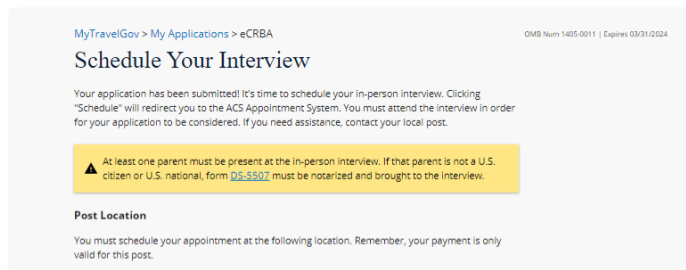
ZIP/Postal Code

* I authorize a charge to my card account for the above amount in accordance with my card issuer agreement.

Continue Previous Cancel



3e. After submitting the eCRBA application and payment, you will see a confirmation screen and will receive a follow-up email confirming receipt of your application.

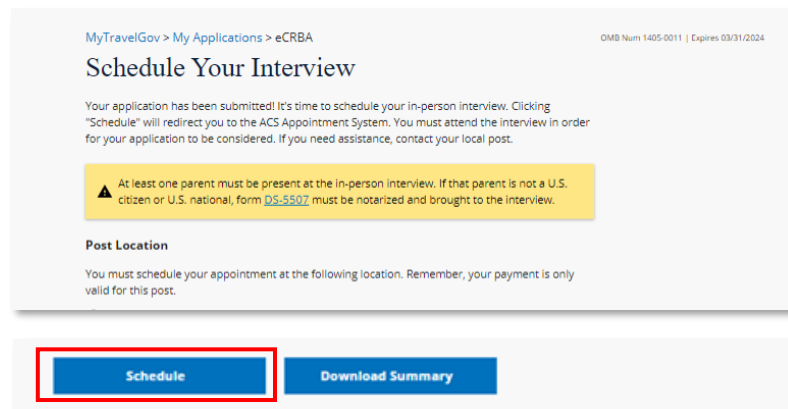


Step 4: Schedule your In-Person Interview Online

4a. On the confirmation page, you will see information for your local U.S. embassy or consulate along with a list of required documents needed. Read the on screen information for your Post Location.

Click Schedule at the bottom of the confirmation page to schedule your in-person interview. This will direct you either to the Appointment Scheduling system. **Please allow a minimum of 5 to 7 days** between the date of the application payment and your scheduled timeslot to ensure your payment is processed at the time of your appointment.

*Note: You must bring **all original documents** and **your child** to the interview.*



Congratulations! You have completed the eCRBA application and scheduled your in-person interview. If you have any further questions, visit your [local embassy or U.S. Consulate's website](#) to find contact information.